

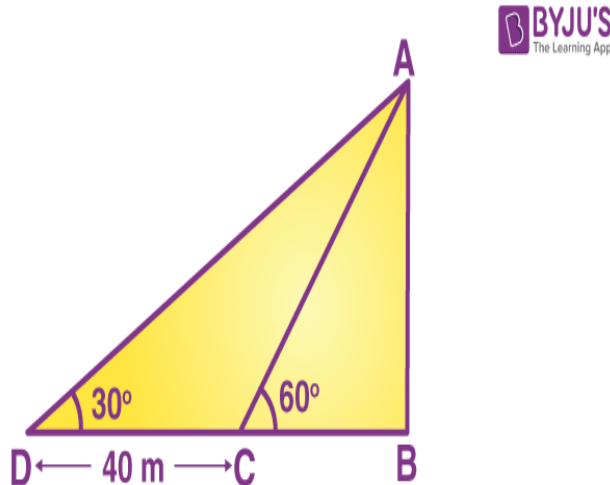
Important Questions & Answers For Class 10 Maths

Chapter 9 – Some Applications of Trigonometry

Q.1: The shadow of a tower standing on level ground is found to be 40 m longer when the Sun's altitude is 30° than when it is 60° . Find the height of the tower.

Solution:

Let AB be the tower and BC be the length of its shadow when the sun's altitude (angle of elevation from the top of the tower to the tip of the shadow) is 60° and DB be the length of the shadow when the angle of elevation is 30° .



Let us assume, $AB = h$ m, $BC = x$ m

$DB = (40 + x)$ m

In the right triangle ABC,

$$\tan 60^\circ = AB/BC$$

$$\sqrt{3} = h/x$$

$$h = \sqrt{3} x \dots\dots (i)$$

In the right triangle ABD,

$$\tan 30^\circ = AB/BD$$

$$1/\sqrt{3} = h/(x + 40) \dots\dots (ii)$$

From (i) and (ii),

$$x(\sqrt{3})(\sqrt{3}) = x + 40$$

$$3x = x + 40$$

$$2x = 40$$

$$x = 20$$

Substituting $x = 20$ in (i),

$$h = 20\sqrt{3}$$

Hence, the height of the tower is $20\sqrt{3}$ m.

Q. 2: A tree breaks due to a storm and the broken part bends so that the top of the tree touches the ground making an angle of 30° with it. The distance

between the foot of the tree to the point where the top touches the ground is 8 m. Find the height of the tree.

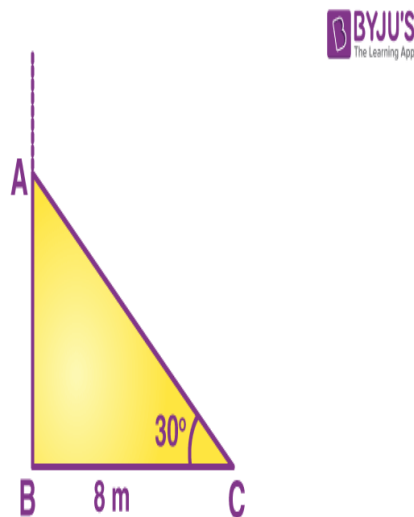
Solution:

Using given instructions, draw a figure. Let AC be the broken part of the tree.

Angle C = 30 degrees.

BC = 8 m

To Find: Height of the tree, which is AB



From figure: Total height of the tree is the sum of AB and AC i.e. AB+AC

In right $\triangle ABC$,

Using Cosine and tangent angles,

$$\cos 30^\circ = BC/AC$$

We know that, $\cos 30^\circ = \frac{\sqrt{3}}{2}$

$$\frac{\sqrt{3}}{2} = \frac{8}{AC}$$

$$AC = \frac{16}{\sqrt{3}} \dots (1)$$

Also,

$$\tan 30^\circ = \frac{AB}{BC}$$

$$\frac{1}{\sqrt{3}} = \frac{AB}{8}$$

$$AB = \frac{8}{\sqrt{3}} \dots (2)$$

From (1) and (2),

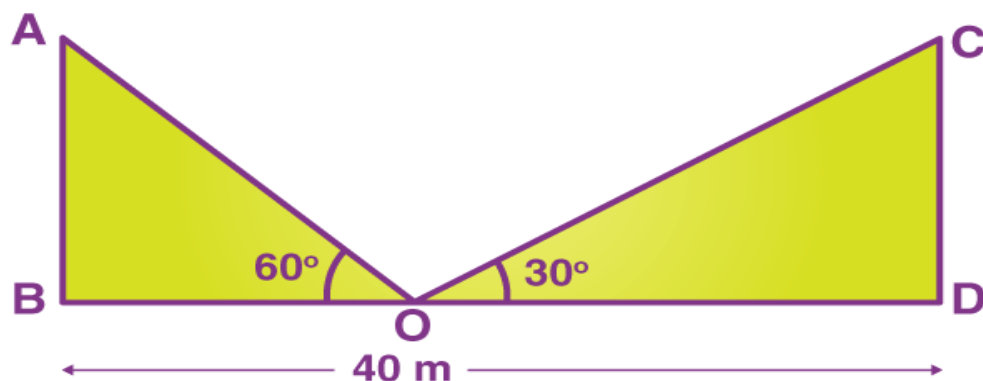
$$\text{Total height of the tree} = AB + AC = \frac{16}{\sqrt{3}} + \frac{8}{\sqrt{3}} = \frac{24}{\sqrt{3}} = 8\sqrt{3} \text{ m.}$$

Q. 3: Two poles of equal heights are standing opposite each other on either side of the road, which is 80 m wide. From a point between them on the road, the angles of elevation of the top of the poles are 60° and 30° , respectively. Find the height of the poles and the distances of the point from the poles.

Solution:

Let AB and CD be the poles of equal height.

O is the point between them from where the height of elevation is taken. BD is the distance between the poles.



As per the above figure, $AB = CD$,

$$OB + OD = 80\text{ m}$$

Now,

In right $\triangle CDO$,

$$\tan 30^\circ = CD/OD$$

$$1/\sqrt{3} = CD/OD$$

$$CD = OD/\sqrt{3} \dots (1)$$

In right $\triangle ABO$,

$$\tan 60^\circ = AB/OB$$

$$\sqrt{3} = AB/(80-OD)$$

$$AB = \sqrt{3}(80-OD)$$

$$AB = CD \text{ (Given)}$$

$$\sqrt{3}(80-OD) = OD/\sqrt{3} \text{ (Using equation (1))}$$

$$3(80-OD) = OD$$

$$240 - 3 OD = OD$$

$$4 OD = 240$$

$$OD = 60$$

Substituting the value of OD in equation (1)

$$CD = OD/\sqrt{3}$$

$$CD = 60/\sqrt{3}$$

$$CD = 20\sqrt{3} \text{ m}$$

Also,

$$OB + OD = 80 \text{ m}$$

$$\Rightarrow OB = (80-60) \text{ m} = 20 \text{ m}$$

Therefore, the height of the poles are $20\sqrt{3}$ m and the distance from the point of elevation are 20 m and 60 m respectively.

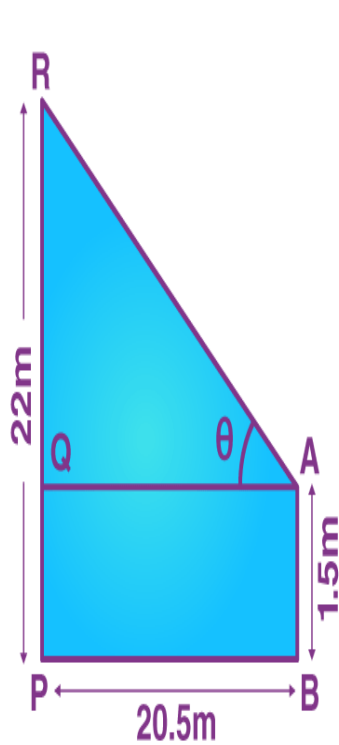
Q. 4: An observer 1.5 metres tall is 20.5 metres away from a tower 22 metres high. Determine the angle of elevation of the top of the tower from the eye of the observer.

Solution:

Let AB be the height of the observer and PR be the height of the tower.

Also, PB is the distance between the foot of the tower and the observer.

Consider θ as the angle of elevation of the top of the tower from the eye of the observer.



From the above figure,

$$AB = PQ = 1.5 \text{ m}$$

$$PB = QA = 20 \text{ m}$$

$$PR = 22 \text{ m}$$

$$QR = PR - PQ = 22 - 1.5 = 20.5 \text{ m}$$

In the right triangle AQR,

$$\tan \theta = QR/AQ$$

$$\tan \theta = 20.5/20.5 = 1$$

$$\Rightarrow \tan \theta = \tan 45^\circ$$

$$\Rightarrow \theta = 45^\circ$$

Hence, the angle of elevation is 45° .

Q. 5: The angle of elevation of the top of a tower from two points distant s and t from its foot are complementary. Prove that the height of the tower is \sqrt{st} .

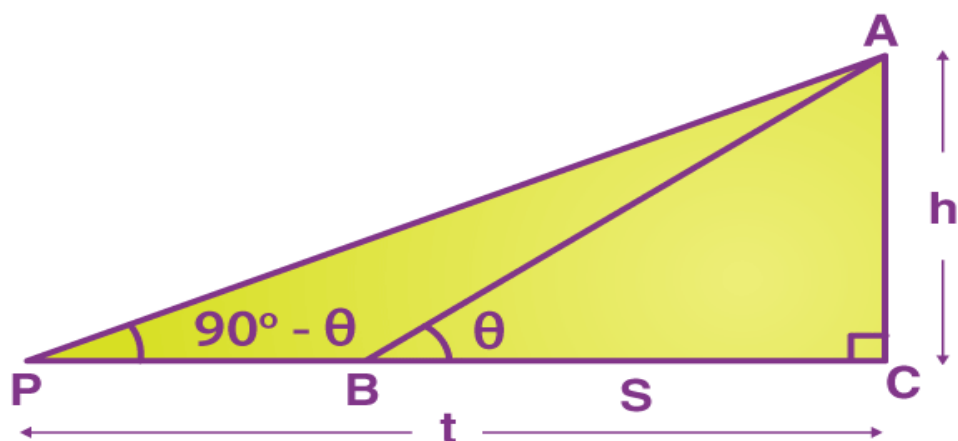
Solution:

Let $BC = s$; $PC = t$

Let the height of the tower be $AB = h$.

$$\angle ABC = \theta \text{ and } \angle APC = 90^\circ - \theta$$

(\because the angle of elevation of the top of the tower from two points P and B are complementary)



In triangle ABC,

$$\tan \theta = AC/BC = h/s \dots\dots\dots(i)$$

In triangle APC,

$$\tan (90^\circ - \theta) = AC/PC = h/t$$

$$\cot \theta = h/t \dots\dots\dots(ii)$$

Multiplying (i) and (ii),

$$\tan \theta \times \cot \theta = (h/s) \times (h/t)$$

$$1 = h^2/st$$

$$h^2 = st$$

$$h = \sqrt{st}$$

Hence, the height of the tower is $\sqrt{3}$ st.

Q.6: The angle of elevation of the top of a tower from a certain point is 30° . If the observer moves 20 metres towards the tower, the angle of elevation of the top increases by 15° . Find the height of the tower.

Solution:

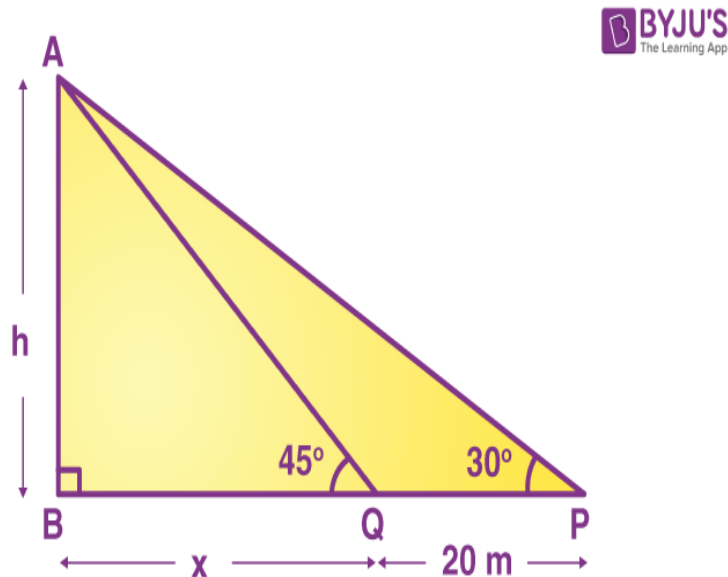
Let AB be the height of the tower.

$$AB = h$$

The angle of elevation of the top of a tower from point P is 30° , i.e. $\angle APB = 30^\circ$.

Given that, when the observer moves 20 metres towards the tower, the angle of elevation of the top increases by 15° .

Thus, $PQ = 20$ m



Also, $\angle AQB = 30^\circ + 15^\circ = 45^\circ$.

$$QB = x$$

In right triangle ABQ,

$$\tan 45^\circ = AB/QB$$

$$1 = h/x$$

$$h = x \dots (i)$$

In right triangle ABP,

$$\tan 30^\circ = AB/PB$$

$$1/\sqrt{3} = h/(x + 20)$$

$$x + 20 = \sqrt{3}h \text{ \{from (i)\}}$$

$$h + 20 = \sqrt{3}h$$

$$\sqrt{3}h - h = 20$$

$$h = 20/(\sqrt{3} - 1)$$

$$h = [20/(\sqrt{3} - 1)] \times [(\sqrt{3} + 1)/(\sqrt{3} + 1)]$$

$$= 20(\sqrt{3} + 1)/(3 - 1)$$

$$= 20(\sqrt{3} + 1)/2$$

$$= 10(\sqrt{3} + 1)$$

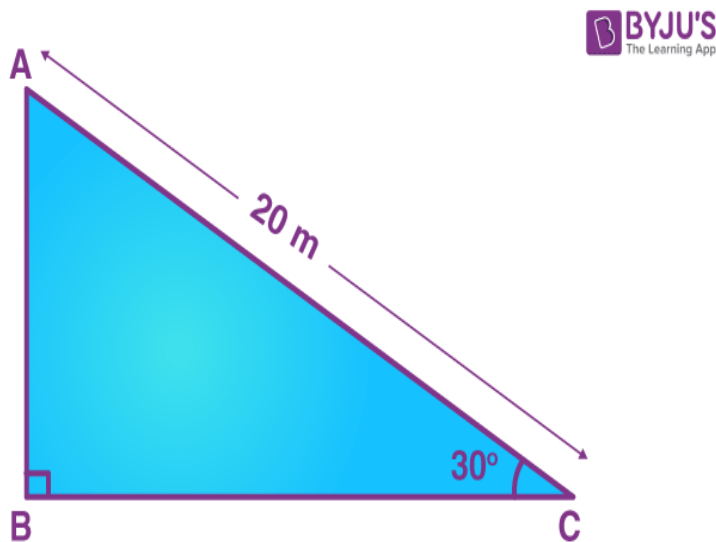
Therefore, the height of the tower is $10(\sqrt{3} + 1)$ m.

Q.7: A circus artist is climbing a 20 m long rope, which is tightly stretched and tied from the top of a vertical pole to the ground. Find the height of the pole, if the angle made by the rope with the ground level is 30° .

Solution:

Let AB be the vertical pole and AC be the length of the rope.

Also, the angle of elevation = $\angle ACB = 30^\circ$



In right triangle ABC,

$$\sin 30 = AB/AC$$

$$1/2 = AB/20$$

$$AB = 20/2 = 10$$

Therefore, the height of the vertical pole is 10 m.

Q.8: From the top of a 7 m high building, the angle of elevation of the top of a cable tower is

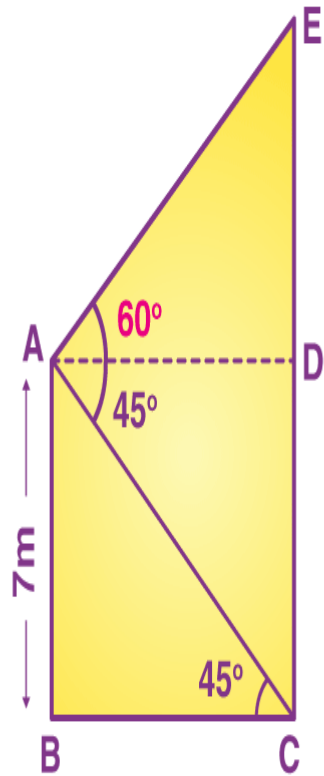
60° and the angle of depression of its foot is 45° . Determine the height of the tower.

Solution:

Let AB be the height of the building and CE be the height of the tower.

Also, A be the point from where the elevation of the tower is 60° and the angle of depression of its foot is 45° .

$$EC = DE + CD$$



From the figure,

$$CD = AB = 7 \text{ m}$$

$$BC = AD$$

In right $\triangle ABC$,

$$\tan 45^\circ = AB/BC$$

$$1 = 7/BC$$

$$BC = 7 \text{ \{since } BC = AD\}}$$

Thus, $AD = 7 \text{ m}$

In right triangle ADE,

$$\tan 60^\circ = DE/AD$$

$$\sqrt{3} = DE/7$$

$$\Rightarrow DE = 7\sqrt{3} \text{ m}$$

$$EC = DE + CD = (7\sqrt{3} + 7) = 7(\sqrt{3} + 1)$$

Therefore, the height of the tower is $7(\sqrt{3} + 1)$ m.